












NOTES:

1. VERTICAL SIDE RAILS ARE MATTE BLACK ALUMINUM.
2. INSTALLATION TO BE COMPLETED PER MANUFACTURER'S SPECIFICATION.
3. REFER TO TREXFENCINGFDS.COM FOR CONSTRUCTION INFORMATION.
4. DRAWING NOT TO SCALE.

COMPONENT		QTY	LENGTH	COMPONENT		QTY	LENGTH
Post Cap		1	N/A	Aluminum Top Rail	 2 5/8" x 4 5/8"	1	86"
Post Cap	 5" x 5"	1	Varies	Aluminum Bottom Rail	 2 3/4" x 5 1/8"	1	90 1/2"
Top Rail	 4" x 5"	1	91"	Fence Bracket	 1 1/4" x 3 1/8"	4	N/A
L-Channel Vertical Rail	 3/4"x1 1/2"	4	Varies	#8 x 1" Pan Head Screw		18	1"
Bottom Rail / Picket	 1" x 5 3/4"	16	91"	#8 x 1-5/8" Flat Head Screw		18	1 5/8"
6' TALL PROFILE				#10 x 2" Self-Drilling Pan Head Screw		2	2"